


MANUAL PROVISIONING VS. AUTO-ONBOARDING: WHAT'S THE DIFFERENCE?

Migrating your communications system doesn't have to be hard.

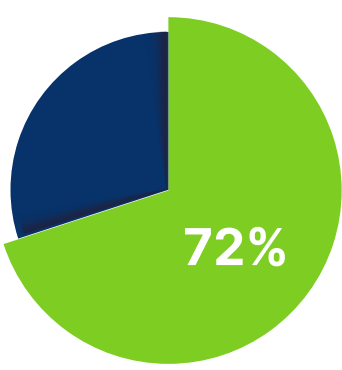


Cloud communications solutions – such as voice-enabled Microsoft Teams – offer a wealth of benefits to businesses of all sizes.

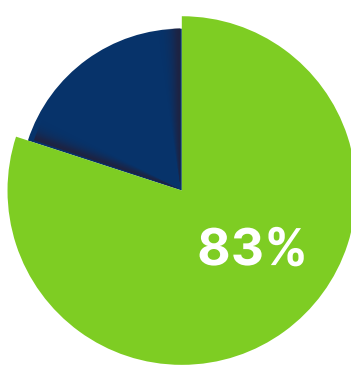
What prevents many from switching? Provisioning. Read on to learn how Auto-Onboarding makes it fast and easy.

Provisioning a new communications system can be tedious – especially with hundreds of users. Manual provisioning can lead to mistakes and security issues caused by human error, while taking several weeks to complete.

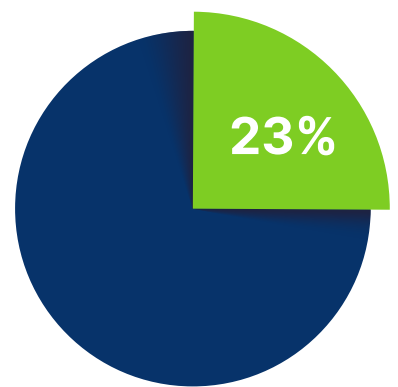
Consider these numbers:¹



72% of businesses take a week or longer to grant new users access to required systems due to provisioning delays.



83% of executives say they've experienced more access issues since the start of the pandemic.



Only 23% of companies have automated processes for user provisioning and enabling system access.

Auto-Onboarding eliminates the risk of human error by removing manual processes. The result is more accurate provisioning, fewer security issues, and time back in the day for your staff to focus on other important tasks.

MANUAL PROVISIONING VS. AUTO-ONBOARDING: A COMPARISON

MANUAL PROVISIONING

AUTO-ONBOARDING



Manual setup and configuration



Automates setup using software



Takes weeks to complete



Takes minutes, not weeks



Prone to human error



Eliminates the risk of human error



Higher security risks



Reduces insider threats & access issues



Requires technical expertise



Frees up staff capacity

WHAT CAN UNIVOIP'S AUTOMATED ONBOARDING DO FOR YOUR BUSINESS?

Set up Cloud Voice for Microsoft Teams in minutes – with the click of a single button.



STREAMLINE YOUR BUSINESS COMMUNICATIONS WITH UNIVOIP

Contact UniVoIP today to learn how our award-winning Automated Onboarding workflow makes activating your new Cloud Voice system easy.